








































## 15 400m Freestyle Men Heat

Official



Rank	Competitor	Age	Club	RT	PTS	Result	
1	 Ariel Muchiraho	17		0.74		<b>3:57.39</b> Entry: 3:52.88 <b>+4.51</b>	QA
	50m: 26.08 100m: 54.53 (28.45) 150m: 1:23.76 (29.23) 200m: 1:53.63 (29.87) 250m: 2:24.41 (30.78) 300m: 2:55.45 (31.04) 350m: 3:26.76 (31.31) 400m: 3:57.39 (30.63)						
2	 James Leigh	19		0.74		<b>3:57.81</b> Entry: 3:55.55 <b>+2.26</b>	QA
	50m: 26.31 100m: 54.95 (28.64) 150m: 1:24.07 (29.12) 200m: 1:53.73 (29.66) 250m: 2:24.16 (30.43) 300m: 2:55.54 (31.38) 350m: 3:26.58 (31.04) 400m: 3:57.81 (31.23)						
3	 Brendan Visser	20		0.67		<b>4:03.83</b> Entry: 3:54.88 <b>+8.95</b>	QA
	50m: 26.30 100m: 55.62 (29.32) 150m: 1:25.80 (30.18) 200m: 1:56.86 (31.06) 250m: 2:27.41 (30.55) 300m: 2:59.24 (31.83) 350m: 3:31.98 (32.74) 400m: 4:03.83 (31.85)						
4	 Alfie Weatherst	18		0.63		<b>4:06.13</b> Entry: 4:02.30 <b>+3.83</b>	QA
	50m: 27.27 100m: 57.42 (30.15) 150m: 1:28.59 (31.17) 200m: 1:59.95 (31.36) 250m: 2:31.80 (31.85) 300m: 3:03.70 (31.90) 350m: 3:35.36 (31.66) 400m: 4:06.13 (30.77)						
5	 Charlie Dickisor	15		0.70		<b>4:06.56</b> Entry: 4:05.51 <b>+1.05</b>	QA
	50m: 27.57 100m: 57.33 (29.76) 150m: 1:28.19 (30.86) 200m: 1:59.45 (31.26) 250m: 2:31.23 (31.78) 300m: 3:03.42 (32.19) 350m: 3:35.49 (32.07) 400m: 4:06.56 (31.07)						
6	 Larn Hamblyn-C	20		0.74		<b>4:06.88</b> Entry: 3:59.22 <b>+7.66</b>	QA
	50m: 26.54 100m: 56.07 (29.53) 150m: 1:26.25 (30.18) 200m: 1:57.79 (31.54) 250m: 2:29.45 (31.66) 300m: 3:02.10 (32.65) 350m: 3:34.79 (32.69) 400m: 4:06.88 (32.09)						
7	 Grayson Coulte	14		0.65		<b>4:06.90</b> Entry: 3:59.40 <b>+7.50</b>	QA
	50m: 26.83 100m: 56.27 (29.44) 150m: 1:27.21 (30.94) 200m: 1:59.10 (31.89) 250m: 2:30.91 (31.81) 300m: 3:03.09 (32.18) 350m: 3:35.41 (32.32) 400m: 4:06.90 (31.49)						
8	 Fraser Walker	18		0.78		<b>4:07.98</b> Entry: 4:02.27 <b>+5.71</b>	QA
	50m: 26.82 100m: 56.49 (29.67) 150m: 1:27.48 (30.99) 200m: 1:58.96 (31.48) 250m: 2:31.26 (32.30) 300m: 3:03.72 (32.46) 350m: 3:36.17 (32.45) 400m: 4:07.98 (31.81)						
9	 Ethan Stocks	18		0.72		<b>4:12.53</b> Entry: 4:14.85 <b>-2.32</b>	QB
	50m: 27.29 100m: 57.38 (30.09) 150m: 1:28.82 (31.44) 200m: 2:01.36 (32.54) 250m: 2:33.84 (32.48) 300m: 3:06.81 (32.97) 350m: 3:39.93 (33.12) 400m: 4:12.53 (32.60)						

10	 Luke Jackson	18		0.75	4:14.03 Entry: 4:09.80	+4.23	QB
	50m: 27.94 100m: 58.74 (30.80) 150m: 1:30.26 (31.52) 200m: 2:02.69 (32.43) 250m: 2:35.61 (32.92) 300m: 3:09.03 (33.42) 350m: 3:42.48 (33.45) 400m: 4:14.03 (31.55)						
11	 Sheldon Hogan	16		0.72	4:14.60 Entry: 4:11.00	+3.60	QC
	50m: 27.95 100m: 58.76 (30.81) 150m: 1:30.45 (31.69) 200m: 2:03.51 (33.06) 250m: 2:35.96 (32.45) 300m: 3:09.07 (33.11) 350m: 3:42.29 (33.22) 400m: 4:14.60 (32.31)						
12	 Dominic Barton	14		0.73	4:14.70 Entry: 4:16.34	-1.64	QC
	50m: 27.26 100m: 57.28 (30.02) 150m: 1:28.85 (31.57) 200m: 2:01.63 (32.78) 250m: 2:35.11 (33.48) 300m: 3:09.14 (34.03) 350m: 3:42.24 (33.10) 400m: 4:14.70 (32.46)						
13	 Zack Pask	17		0.76	4:14.85 Entry: 4:16.89	-2.04	QB
	50m: 29.01 100m: 1:01.01 (32.00) 150m: 1:33.43 (32.42) 200m: 2:06.72 (33.29) 250m: 2:39.31 (32.59) 300m: 3:11.93 (32.62) 350m: 3:43.75 (31.82) 400m: 4:14.85 (31.10)						
14	 Bradley Searle	17		0.65	4:15.10 Entry: 4:18.00	-2.90	QB
	50m: 27.84 100m: 58.38 (30.54) 150m: 1:30.49 (32.11) 200m: 2:03.19 (32.70) 250m: 2:36.48 (33.29) 300m: 3:09.93 (33.45) 350m: 3:43.27 (33.34) 400m: 4:15.10 (31.83)						
15	 Jack Barton	18		0.71	4:15.34 Entry: 4:13.75	+1.59	QB
	50m: 27.97 100m: 58.87 (30.90) 150m: 1:31.33 (32.46) 200m: 2:04.37 (33.04) 250m: 2:37.32 (32.95) 300m: 3:11.04 (33.72) 350m: 3:43.68 (32.64) 400m: 4:15.34 (31.66)						
16	 Alexander Copc	17		0.69	4:15.91 Entry: 4:13.98	+1.93	QB
	50m: 29.79 100m: 1:03.10 (33.31) 150m: 1:35.32 (32.22) 200m: 2:08.29 (32.97) 250m: 2:40.18 (31.89) 300m: 3:12.80 (32.62) 350m: 3:44.61 (31.81) 400m: 4:15.91 (31.30)						
17	 Joel Verran	20		0.75	4:18.23 Entry: 4:07.27	+10.96	QC
	50m: 27.66 100m: 58.51 (30.85) 150m: 1:30.80 (32.29) 200m: 2:04.06 (33.26) 250m: 2:37.91 (33.85) 300m: 3:11.72 (33.81) 350m: 3:45.44 (33.72) 400m: 4:18.23 (32.79)						
18	 Jack Love	19		0.72	4:19.06 Entry: 4:05.30	+13.76	QC
	50m: 28.65 100m: 1:00.13 (31.48) 150m: 1:32.54 (32.41) 200m: 2:05.32 (32.78) 250m: 2:38.52 (33.20) 300m: 3:11.93 (33.41) 350m: 3:45.82 (33.89) 400m: 4:19.06 (33.24)						
19	 Dieter Buissinne	22		0.64	4:19.92 Entry: 4:12.78	+7.14	QC
	50m: 27.75 100m: 58.78 (31.03) 150m: 1:31.16 (32.38) 200m: 2:04.93 (33.77) 250m: 2:39.16 (34.23) 300m: 3:12.99 (33.83) 350m: 3:46.27 (33.28) 400m: 4:19.92 (33.65)						
20	 Zandre Herbst	15		0.72	4:21.19 Entry: 4:20.93	+0.26	QC
	50m: 28.78 100m: 1:00.69 (31.91) 150m: 1:34.29 (33.60) 200m: 2:08.17 (33.88)						

250m: 2:41.97 (33.80) 300m: 3:15.60 (33.63) 350m: 3:49.14 (33.54)  
400m: 4:21.19 (32.05)

21  Jacob Humphrie 17  0.78 4:21.61 QB  
Entry: 4:15.92 +5.69  
50m: 27.90 100m: 59.56 (31.66) 150m: 1:32.63 (33.07) 200m: 2:06.62 (33.99)  
250m: 2:41.40 (34.78) 300m: 3:15.45 (34.05) 350m: 3:49.96 (34.51)  
400m: 4:21.61 (31.65)

22  Sam Rowe 17  0.68 4:21.87 QB  
Entry: 4:19.06 +2.81  
50m: 28.45 100m: 1:00.33 (31.88) 150m: 1:32.99 (32.66) 200m: 2:06.40 (33.41)  
250m: 2:39.76 (33.36) 300m: 3:14.06 (34.30) 350m: 3:48.28 (34.22)  
400m: 4:21.87 (33.59)



23  William McFarlane 17  0.75 4:22.18 QC  
Entry: 4:23.83 -1.65  
50m: 29.05 100m: 1:00.76 (31.71) 150m: 1:33.42 (32.66) 200m: 2:06.95 (33.53)  
250m: 2:40.74 (33.79) 300m: 3:14.92 (34.18) 350m: 3:49.25 (34.33)  
400m: 4:22.18 (32.93)



24  Ryleigh McEwa 17  0.68 4:22.83 QC  
Entry: 4:20.57 +2.26  
50m: 28.61 100m: 1:00.81 (32.20) 150m: 1:34.27 (33.46) 200m: 2:08.42 (34.15)  
250m: 2:42.66 (34.24) 300m: 3:17.24 (34.58) 350m: 3:50.47 (33.23)  
400m: 4:22.83 (32.36)

25  Jonathan Bao 14  0.71 4:24.81  
Entry: 4:19.88 +4.93  
50m: 28.88 100m: 1:00.95 (32.07) 150m: 1:34.22 (33.27) 200m: 2:08.13 (33.91)  
250m: 2:42.32 (34.19) 300m: 3:16.39 (34.07) 350m: 3:50.74 (34.35)  
400m: 4:24.81 (34.07)

26  Finlay McNabb 18  0.67 4:25.42  
Entry: 4:22.88 +2.54  
50m: 29.19 100m: 1:01.18 (31.99) 150m: 1:34.21 (33.03) 200m: 2:08.02 (33.81)  
250m: 2:42.19 (34.17) 300m: 3:16.48 (34.29) 350m: 3:51.37 (34.89)  
400m: 4:25.42 (34.05)

27  Samuel Asiata 17  0.72 4:26.03  
Entry: 4:18.93 +7.10  
50m: 28.89 100m: 1:00.52 (31.63) 150m: 1:33.45 (32.93) 200m: 2:07.45 (34.00)  
250m: 2:41.83 (34.38) 300m: 3:17.01 (35.18) 350m: 3:51.98 (34.97)  
400m: 4:26.03 (34.05)

28  Damon Krauss 17  0.62 4:30.20  
Entry: 4:19.64 +10.56  
50m: 28.03 100m: 58.91 (30.88) 150m: 1:31.43 (32.52) 200m: 2:04.92 (33.49)  
250m: 2:40.19 (35.27) 300m: 3:16.71 (36.52) 350m: 3:53.90 (37.19)  
400m: 4:30.20 (36.30)

29  Oscar Pederser 17  0.72 4:33.74  
Entry: 4:23.95 +9.79  
50m: 29.15 100m: 1:01.68 (32.53) 150m: 1:35.45 (33.77) 200m: 2:10.64 (35.19)  
250m: 2:46.15 (35.51) 300m: 3:23.02 (36.87) 350m: 3:58.93 (35.91)  
400m: 4:33.74 (34.81)

-  Nemanja Markc 17  0.64 DSQ